

ENDURE™ WINDOW FEATURES

- FineLine™ Corner Welds (standard on laminated and painted units)
- 3¼" Frame Depth
- SunShield® Vinyl
- ¾" ComforTech™ DLA-UV Glass System
- Welded Frame and Sash
- INNERGY® Thermal Reinforcement
- Graphite Foam Insulation
- Accessory Grooves for Interior and Exterior Trim
- Barrier Fin and Bulb Seal Weatherstripping
- Extruded Aluminum Screen Frame with BetterVue® Fiberglass Mesh



ENDURE PATIO DOOR FEATURES

- FineLine™ Corner Welds (standard on laminated and painted units)
- Galvanized Steel Reinforced Panels and Sill
- Patented Water Drainage System
- Multi-Chamber Profiles with Graphite Foam Insulation
- Patented Sliding System with 4 Adjustable 1" Wheels Per Operating Panel
- Top-Hung Aluminum Screen Frame with BetterVue® Fiberglass Mesh
- Spring-Loaded Screen Latch System Automatically Engages Upon Closing
- Proprietary AccuVent™ Allows Multiple Venting Options
- Perfectly Interlocking Fixed and Operable Panel Rails
- 2, 3 and 4-Lite Options Available



"To serve, by caring for details in ways others won't." It's not just our mission, but a way of letting our light shine every day at ProVia®. We continually strive to put these words into action by providing unmatched quality and service. The P-icon symbolizes each employee's commitment to devoting the utmost care, pride and quality into each building product we manufacture...it's The Professional Way.



DOORS | WINDOWS
SIDING | STONE | ROOFING
provia.com

© 2025 ProVia
P-MK-02675-25 | 10/24



ENDURE™
WINDOWS & PATIO DOORS

THE PROFESSIONAL WAY

ProVia® caters to a niche within the window and door market that demands a high degree of customization coupled with outstanding quality. Our company defines the products that meet this demand as “professional-class.” We have found success by adhering to a set of core values that guide us as we develop rewarding, long-term relationships with our employees, customers and homeowners.



Our Mission: To Serve, By Caring for Details In Ways Others Won't



DOORS | WINDOWS
SIDING | STONE | ROOFING



Doing Business Since 1977



2,200+ Associates Nationwide



Multi-Time ENERGY STAR®
Partner of the Year Award Winner



Serving Alongside "8 Days of Hope" helping Rebuild Homes, Communities and Lives



2,425,000 sq. ft Total
Manufacturing / Warehouse Space



12,000 Tons of Metals, Paper, Glass and Vinyl (Window and Siding) Recycled Annually

COLORS

Interior and Exterior Vinyl



*Available on the interior only.
+ Available on the exterior only.

Color combinations will vary based on the window type chosen. See entryLINK for details.

Exterior Paint Finishes



*Available on the interior and exterior.
Trending paint colors also available. See entryLINK for all color options.

TUFTEX® Smooth Cladding* Colors

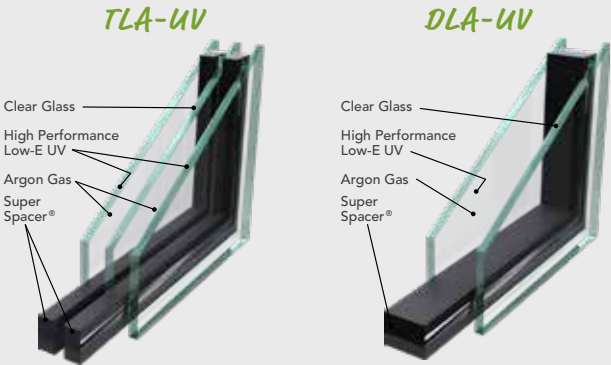
*Aluminum trim coil with mar-resistant smooth finish



Always refer to our color selector for accurate color representation.

GLASS PACKAGES

The ComforTech™ Warm Edge Glazing System featuring Super Spacer® is used on all Endure™ windows and patio doors. This reduces heat loss, provides warmer glass temperature and reduces interior condensation. All ComforTech products have passed stringent testing and are IG Certified to ensure seals are durable and will not leak.



GLASS OPTIONS



Grids



Internal Blinds



Art Glass



Privacy Glass

HARDWARE

Windows

Double Hung and Slider



Profile™ DA Lock

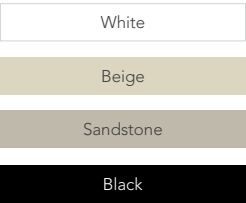
Casement and Awning



Lock Out Crank Handle

The lock-out feature prevents the handle from closing prematurely while operating the window. The handle can be easily put in the closed position by engaging the lever on the back.

Standard Finishes



Optional Finishes



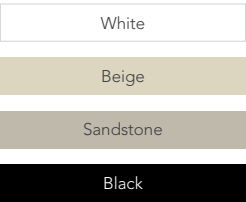
Patio Doors

Signature Hardware
available with
and without keylock

Modern Hardware
with Keylock



Standard Finishes



Optional Finishes



Modern patio door hardware available in Aged Bronze, Satin Nickel and Black.